LIUGONG

926F/926FN/928FDM/926FLL

ALL NEW F-SERIES

Engine	Cummins B6.7
Net Power	116 kW
Operating Weight	22,800 kg
Bucket Capacity	1.4 m^3

TOUGH WORLD. TOUGH EQUIPMENT.

SPECIFICATIONS

Operating weight	**926F - 26,500 kg** **926FN - 26,400 kg** **928FDM - 28,400 kg** **926FLL - 28,000 kg**

Operating weight includes coolant, lubricants, full fuel tank, cab, standard shoes, boom, arm, bucket and operator 75 kg (165 lbs).

Bucket capacity	0.58 - 1.5 m³

ENGINE

Description

Cummins EU Stage V / EPA Tier 4 final, 6-cylinder straight Variable-Geometry Turbocharger (VGT), high pressure common rail, electronically controlled direct injection. Air cleaner: Cummins direct flow air filter. Cooling system: Air-to-air intercooler

Emission rating	EU Stage V / EPA Tier 4 Final
Engine manufacturer	Cummins
Engine model	B6.7
Aspiration	Variable-Geometry Turbocharger (VGT)
Charged air cooling	Aftercooler
Cooling fan drive	Electric motor
Displacement	6.7 L (1.8 gal)
Rated speed	2,000 rpm
Engine output - net (SAE J1349 / ISO 9249)	142 kW (194 hp / 193 ps)
Engine output - gross (SAE J1995 / ISO 14396)	142 kW (194 hp / 193 ps)
Maximum torque	847 N·m (625 lbf·ft) @1,500 rpm
Bore × Stroke	107 × 124 mm (4.2" x 4.9")

UNDERCARRIAGE

Track shoe each side	51
Link pitch	190 mm (7.5" in)
Shoe width, triple grouser	600/700/800 mm (24"/28''/32'' in)
Bottom rollers each side	9
Top rollers each side	2

SWING SYSTEM

Description

Planetary gear reduction driven by high torque axial piston motor, with oil disk brake. Swing parking brake resets within five seconds after swing pilot controls return to neutral.

Swing speed	10.5 rpm
Swing torque	80,800 N·m (59,598 lbf)

HYDRAULIC SYSTEM

Main pump	
Type	Two variable displacement piston pumps
Maximum flow	2 × 254 L/min (2 × 67.1 gal/min)
Pilot pump	
Type	Gear pump
Maximum flow	19.5 L/min (5 gal/min)
Relief valve setting	
Implement	34.3/37.3/34.3 MPa (4,973/5,408/4,973 psi)
Travel circuit	34.3 MPa (4,974 psi)
Slew circuit	29 MPa (4,205 psi)
Pilot circuit	3.9 MPa(566 psi)
Hydraulic cylinders	
Boom Cylinder – Bore × Stroke	Φ130 × 1,350 mm (Φ5.1"×4'5" ft/in)
Stick Cylinder – Bore × Stroke	Φ145 ×1,635 mm (Φ5.7"×5'4" ft/in)
Bucket Cylinder – Bore × Stroke	Φ130 × 1,075/Φ95 × 885 mm (Φ5.1"×3'6"/ Φ4"×2'11" ft/in)

ELECTRIC SYSTEM

System Voltage	24 V
Batteries	2 x 12 V
Alternator	24 V - 180 A
Start motor	24 V - 7.8 kW (24 V - 10 hp)

SERVICE CAPACITIES

Fuel tank	400 L (105.7 gal)
Engine oil	25 L (6.6 gal)
Final drive (each)	5.5 L (1.5 gal)
Swing drive	3.4 L (0.9 gal)
Cooling system	25 L (6.6 gal)
Hydraulic reservoir	190 L (50.2 gal)
Hydraulic system total	300 L (79.3 gal)
DEF Tank	44 L (11.6 gal)

SOUND PERFORMANCE

Interior Sound Power Level (ISO 6396)	69 dB(A)
Exterior Sound Power Level (ISO 6395)	100 dB(A)

DRIVE AND BRAKES

Description

2-speed axial piston motors with oil disk brakes. Steering controlled by two hand levers with pedals.

Max. travel speed	High: 5.8 km/h (3.6 mph) Low: 3.4 km/h (2.1 mph)
Gradeability	35°/70%
Max. drawbar pull	229 kN (51,481 lbf·ft)

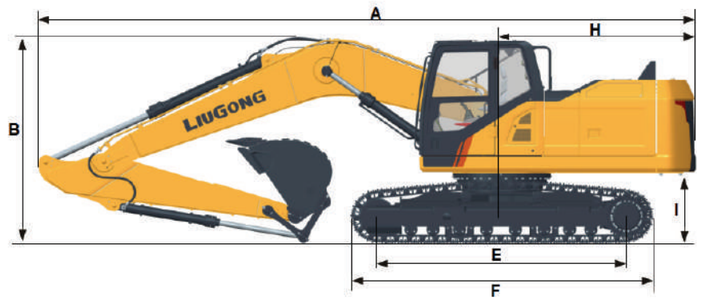

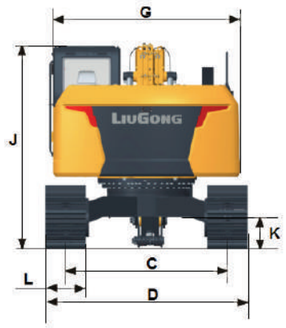

DIMENSIONS

		926F		926FN	928FDM	926FLL
Boom Length	6,000 mm	6,000 mm	6,000 mm	6,000 mm	6,000 mm	10,350 mm
Arm Length	2,980 mm	2,500 mm	3,500 mm	2,980 mm	2,980 mm	8,000 mm
A Shipping Length	10,210 mm	10,200 mm	10,200 mm	10,210 mm	10,210 mm	12,860 mm
B Shipping Height (Top of Boom)	3,150 mm	3,190 mm	3,260 mm	3,150 mm	3,150 mm	3,215 mm
C Track Gauge	2,590 mm	2,590 mm	2,590 mm	2,390 mm	2,590 mm	2,590 mm
D Undercarriage Width– 600 mm shoes	3,190 mm	3,190 mm	3,190 mm	2,990 mm	3,190 mm	3,190 mm
700 mm shoes	3,290 mm	3,290 mm	3,290 mm	3,090 mm	3,290 mm	3,290 mm
800 mm shoes	3,390 mm	3,390 mm	3,390 mm	3,190 mm	3,390 mm	3,390 mm
900 mm shoes	3,490 mm	3,490 mm	3,490 mm	3,290 mm	3,490 mm	3,490 mm
E Length to Center of Rollers	3,840 mm	3,840 mm	3,840 mm	3,840 mm	3,840 mm	3,840 mm
F Track Length	4,635 mm	4,635 mm	4,635 mm	4,636 mm	4,637 mm	4,638 mm
G Overall Width of Upper Structure	2,835 mm	2,835 mm	2,835 mm	2,835 mm	2,835 mm	2,835 mm
G (i) Width of Upper Including SIPS	2,875 mm	2,875 mm	2,875 mm	2,875 mm	2,875 mm	2,875 mm
H Tail Swing Radius	2,950 mm	2,950 mm	2,950 mm	2,950 mm	2,950 mm	2,950 mm
I Counterweight Ground Clearance	1,090 mm	1,090 mm	1,090 mm	1,090 mm	1,090 mm	1,090 mm
J Overall Height of Cab	3,025 mm	3,025 mm	3,025 mm	3,025 mm	3,025 mm	3,025 mm
J (i) Height of Cab Including Lighting Halo	3,100 mm	3,100 mm	3,100 mm	3,100 mm	3,100 mm	3,100 mm
J (ii) Height of Cab Including FOPS Guard	3,165 mm	3,165 mm	3,165 mm	3,165 mm	3,165 mm	3,165 mm
K Min. Ground Clearance	465 mm	465 mm	465 mm	465 mm	465 mm	800 mm
L Track Shoe Width	600 mm	600 mm	600 mm	600 mm	700 mm	800 mm

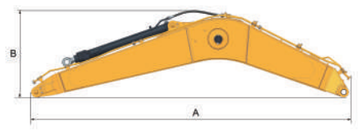

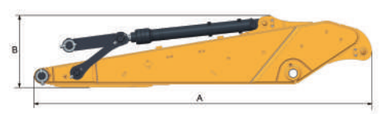

BOOM DIMENSIONS

Boom	6,000 mm	10,350 mm
Length A	6,232 mm	10,590 mm
Height B	1,625 mm	1,545 mm
Width C	728 mm	728 mm
Width D	876 mm	876 mm
Weight	2,490 kg	3,340 kg

Includes arm cylinder, piping and pin.

ARM DIMENSIONS

Arm	2,980 mm	2,500 mm	3,500 mm	8,000 mm
Length A	4,106 mm	3,570 mm	4,627 mm	9,115 mm
Height B	886 mm	895 mm	887 mm	1,085 mm
Width C	529 mm	529 mm	529 mm	368 mm
Weight	1,370 kg	1,320 kg	1,498 kg	1,730 kg

Includes bucket cylinder, linkage and pin.

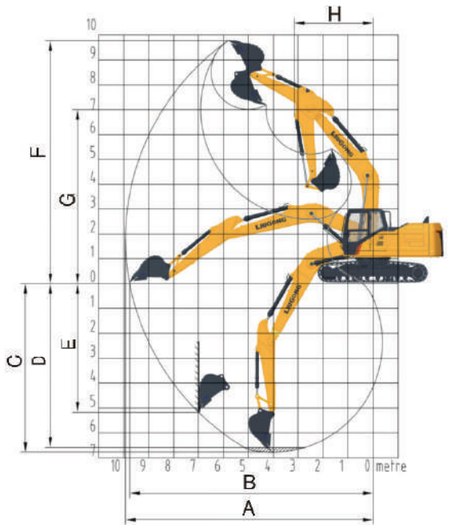

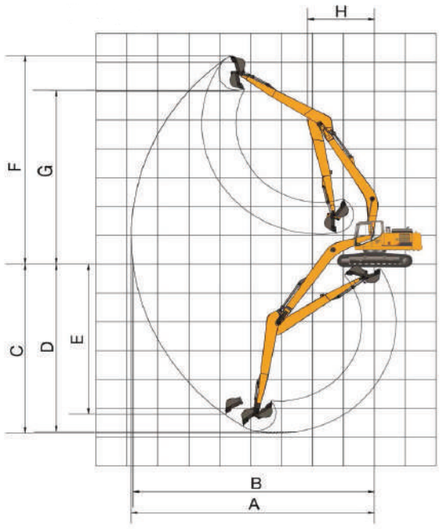

WORKING RANGE

		926F		926FN	928FDM	926FLL
Boom Length	6000 mm	6,000 mm	6,000 mm	6,000 mm	6,000 mm	10,350 mm
Arm Length	2,980 mm	2,500 mm	3,500 mm	2,980 mm	2,980 mm	8,000 mm
A. Max. Digging Reach	10,340 mm	10,000 mm	10,770 mm	10,340 mm	10,340 mm	18,300 mm
B. Max. Digging Reach on Ground	10,135 mm	9,825 mm	10,605 mm	10,135 mm	10,135 mm	18,190 mm
C. Max. Digging Depth	6,925 mm	6,455 mm	7,455 mm	6,925 mm	6,925 mm	14,680 mm
D. Max. Digging Depth, 2.44 m (8') level	6,725 mm	6,265 mm	7,280 mm	6,725 mm	6,725 mm	14,460 mm
E. Max. Vertical Wall Digging Depth	6,090 mm	4,630 mm	5,230 mm	6,090 mm	6,090 mm	11,120 mm
F. Max. Cutting Height	10,075 mm	10,280 mm	10,305 mm	10,075 mm	10,075 mm	14,780 mm
G. Max. Dumping Height	6,920 mm	7,190 mm	7,305 mm	6,920 mm	6,920 mm	12,475 mm
H. Min. Front Swing Radius	3,430 mm	3,400 mm	3,440 mm	3,430 mm	3,430 mm	5,205 mm
Bucket Digging Force (ISO) Normal	124 KN	143 KN	113 KN	124 KN	124 KN	45 KN
Bucket Digging Force (ISO) Power Boost	134 KN	155 KN	123 KN	134 KN	134 KN	/
Arm Digging Force (ISO) Normal	165 KN	165 KN	165 KN	165 KN	165 KN	69 KN
Arm Digging Force (ISO) Power Boost	179 KN	179 KN	179 KN	179 KN	179 KN	/
Bucket Capacity	1.3 m³	1.3 m³	1.3 m³	1.3 m³	1.2 m³	0.58 m³
Bucket Tip Radius	1,585 mm	1,585 mm	1,585 mm	1,585 mm	1,585 mm	1,250 mm

BUCKET SELECTION GUIDE

					6 m boom			10.35 m boom
Bucket type	Capacity	Cutting width	Weight	Teeth	2.5 m arm	2.98 m arm	3.5 m arm	8 m arm
General type	0.58 m³	990 mm	492 kg	5 EA	NA	NA	NA	B
Earth type	1.3 m³	1,400 mm	936 kg	5 EA	B	B	B	NA
Earth type	1.4 m³	1,470 mm	973 kg	5 EA	B	B	B	NA
General type	1.2 m³	1,310 mm	1,084 kg	5 EA	C	C	C	NA
General type	1.3 m³	1,380 mm	1,144 kg	5 EA	C	C	NA	NA
Rock type	1.3 m³	1,420 mm	1,161 kg	5 EA	D	D	NA	NA

The recommendations are given as a guide only, based on typical operation conditions.
Bucket capacity based on ISO 7451, heaped material with a 1:1 angle of repose.

Maximum material density:
A. 1,200-1,300 kg/m³ (2,023-2,191 lb/yd³): Coal, Caliche, Shale
B. 1,400-1,600 kg/m³(2,360-2,697 lb/yd³): Wet earth and clay, limestone, sandstone
C. 1,700-1,800 kg/m³(2,865-3,034 lb/yd³): Granite, wet sand, well blasted rock
D. 1,900 kg/m³(3,203 lb/yd³): Wet mud, Iron ore
NA. Not applicable

MACHINE WEIGHTS AND GROUND PRESSURE

	926F			926FN		
Shoe width	Operating weight	Ground pressure	Overall width	Operating weight	Ground pressure	Overall width
	6 m boom, 2.98 m arm, 1.3 m³ bucket, 5,000 kg counterweight			6 m boom, 2.98 m arm, 1.3 m³ bucket, 5,000 kg counterweight		
600 mm	26,500 kg	55.2 kPa	2,990 mm	26,400 kg	54.9 kPa	2,990 mm
700 mm	26,780 kg	47.8 kPa	3,090 mm	26,680 kg	47.6 kPa	3,090 mm
800 mm	27,065 kg	42.2 kPa	3,190 mm	26,965 kg	42.1 kPa	3,190 mm
900 mm	27,350 kg	38.0 kPa	3,290 mm	27,250 kg	37.8 kPa	3,290 mm

MACHINE WEIGHTS AND GROUND PRESSURE

	928FDM			926FLL		
Shoe width	Operating weight	Ground pressure	Overall width	Operating weight	Ground pressure	Overall width
	6 m boom, 2.98 m arm, 1.2 m³ bucket, 6,100 kg counterweight			10.35 m boom, 8 m arm, 0.58 m³ bucket, 6,100 kg counterweight		
600 mm	28,105 kg	55.8 kPa	2,990 mm	27,410 kg	54.4 kPa	2,990 mm
700 mm	28,400 kg	48.3 kPa	3,090 mm	27,705 kg	47.1 kPa	3,090 mm
800 mm	28,695 kg	42.7 kPa	3,190 mm	28,000 kg	43.7 kPa	3,190 mm
900 mm	28,990 kg	38.4 kPa	3,290 mm	28,295 kg	37.4 kPa	3,290 mm

Lifting capacity at the arm end without bucket.
For lifting capacity including bucket, weight of the bucket or the bucket with quick coupler must be deducted from the lifting capacities.
Lifting capacities are based on the machine standing on a firm, uniform supporting surface.

Rating over - front (Cf)

Rating over - side (Cs)

1. Do not attempt to lift or hold any load that is greater than these rated values at their specified load radius and height. Weight of all accessories must be deducted from the above lifting capacities.
2. The rated loads are in compliance with ISO 10567 Hydraulic Excavator Lift Capacity Rating Standard. They do not exceed 87% of hydraulic lifting capacity or 75% tipping load.
3. Ratings at bucket lift hook.
4. Lifting capacities are based on machine standing on level, firm and uniform ground.
5. *Indicates the load is limited by hydraulic capacity rather than tipping capacity.
6. Operator should be fully acquainted with the Operator's and Maintenance Instructions before operating this machine and rules for the safe operation of equipment should be adhered to at all times.

LIFTING CAPACITY (METRIC)

926F with 2,980 mm Arm, 600 mm shoes

A: Load radius
B: Load point height
C: Lifting capacity
Cf: Rating over front
Cs: Rating over side

Conditions

Boom length: 6,000 mm
Arm length: 2,980 mm
Bucket: None
Counterweight: 5,000 kg
Shoes: 600 mm triple grouser
Unit: kg

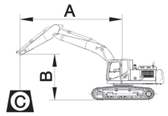

A (Unit: m)

B (m)	3		4.5		6		7.5		8		MAX REACH		
	Cf	Cs	Cf	Cs	Cf	Cs	Cf	Cs	Cf	Cs	Cf	Cs	A
7.5					*5,614	*5,614					*5,543	*5,543	6.5
6					*5,761	*5,761	*5,623	4,812			*5,234	4,701	7.6
4.5			*7,627	*7,627	*6,428	*6,428	*5,829	4,718	*5,723	4,251	*5,045	3,994	8.3
3			*9,664	9,423	*7,369	6,264	*6,270	4,538	*6,037	4,120	*5,552	3,682	8.6
1.5			*11,391	8,662	*8,276	5,891	*6,737	4,348	6,325	3,972	5,589	3,521	8.7
0			*12,153	8,280	*8,862	5,632	6,791	4,202	6,199	3,859	5,695	3,561	8.5
-1.5	*11,174	*11,174	*12,047	8,180	*8,964	5,518	6,721	4,139			6,158	3,821	8
-3	*15,465	*15,465	*11,175	8,263	*8,430	5,546					*6,727	4,412	7.2
-4.5	*12,439	*12,439	*9,223	8,530							*6,810	5,897	5.9

LIFTING CAPACITY (METRIC)

926F with 2,980 mm Arm, 700 mm shoes

A: Load radius
B: Load point height
C: Lifting capacity
Cf: Rating over front
Cs: Rating over side

Conditions

Boom length: 6,000 mm
Arm length: 2,980 mm
Bucket: None
Counterweight: 5,000 kg
Shoes: 700 mm triple grouser
Unit: kg

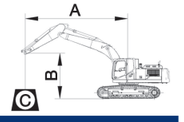

A (Unit: m)

B (m)	3		4.5		6		7.5		8		MAX REACH		
	Cf	Cs	Cf	Cs	Cf	Cs	Cf	Cs	Cf	Cs	Cf	Cs	A
7.5					*5,614	*5,614					*5,543	*5,543	6.5
6					*5,761	*5,761	*5,623	4,887			*5,234	4,775	7.6
4.5			*7,627	*7,627	*6,428	*6,428	*5,829	4,793	*5,723	4,320	*5,045	4,060	8.3
3			*9,664	9,568	*7,369	6,363	*6,270	4,613	*6,037	4,190	*5,552	3,746	8.6
1.5			*11,391	8,808	*8,276	5,990	*6,737	4,423	*6,394	4,042	5,678	3,584	8.7
0			*12,153	8,426	*8,862	5,732	6,899	4,278	6,298	3,928	5,786	3,626	8.5
-1.5	*11,174	*11,174	*12,047	8,326	*8,964	5,617	6,829	4,215			6,257	3,891	8
-3	*15,465	*15,465	*11,175	8,408	*8,430	5,645					*6,727	4,491	7.2
-4.5	*12,439	*12,439	*9,223	8,676							*6,810	5,998	5.9

Lifting capacity at the arm end without bucket.
For lifting capacity including bucket, weight of the bucket or the bucket with quick coupler must be deducted from the lifting capacities.
Lifting capacities are based on the machine standing on a firm, uniform supporting surface.

Rating over - front (Cf)

Rating over - side (Cs)

1. Do not attempt to lift or hold any load that is greater than these rated values at their specified load radius and height. Weight of all accessories must be deducted from the above lifting capacities.
2. The rated loads are in compliance with ISO 10567 Hydraulic Excavator Lift Capacity Rating Standard. They do not exceed 87% of hydraulic lifting capacity or 75% tipping load.
3. Ratings at bucket lift hook.
4. Lifting capacities are based on machine standing on level, firm and uniform ground.
5. *Indicates the load is limited by hydraulic capacity rather than tipping capacity.
6. Operator should be fully acquainted with the Operator's and Maintenance Instructions before operating this machine and rules for the safe operation of equipment should be adhered to at all times.

LIFTING CAPACITY (METRIC)

926F with 2,980 mm Arm, 800 mm shoes

A: Load radius
B: Load point height
C: Lifting capacity
Cf: Rating over front
Cs: Rating over side

Conditions

Boom length: 6,000 mm
Arm length: 2,980 mm
Bucket: None
Counterweight: 5,000 kg
Shoes: 800 mm triple grouser
Unit: kg

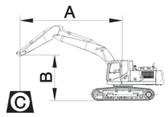

A (Unit: m)

B (m)	3		4.5		6		7.5		8		MAX REACH		
	Cf	Cs	Cf	Cs	Cf	Cs	Cf	Cs	Cf	Cs	Cf	Cs	A
7.5					*5,614	*5,614					*5,543	*5,543	6.5
6					*5,761	*5,761	*5,623	4,963			*5,234	4,850	7.6
4.5			*7,627	*7,627	*6,428	*6,428	*5,829	4,869	*5,723	4,391	*5,045	4,128	8.3
3			*9,664	*9,664	*7,369	6,463	*6,270	4,689	*6,037	4,260	*5,552	3,810	8.6
1.5			*11,391	8,955	*8,276	6,090	*6,737	4,499	*6,394	4,112	5,767	3,648	8.7
0			*12,153	8,573	*8,862	5,832	7,007	4,354	6,397	3,999	5,878	3,691	8.5
-1.5	*11,174	*11,174	*12,047	8,473	*8,964	5,717	6,937	4,291			6,356	3,961	8
-3	*15,465	*15,465	*11,175	8,555	*8,430	5,746					*6,727	4,571	7.2
-4.5	*12,439	*12,439	*9,223	8,823							*6,810	6,101	5.9

LIFTING CAPACITY (METRIC)

926F with 2,980 mm Arm, 900 mm shoes

A: Load radius
B: Load point height
C: Lifting capacity
Cf: Rating over front
Cs: Rating over side

Conditions

Boom length: 6,000 mm
Arm length: 2,980 mm
Bucket: None
Counterweight: 5,000 kg
Shoes: 900 mm triple grouser
Unit: kg

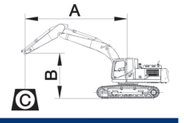

A (Unit: m)

B (m)	3		4.5		6		7.5		8		MAX REACH		
	Cf	Cs	Cf	Cs	Cf	Cs	Cf	Cs	Cf	Cs	Cf	Cs	A
7.5					*5,614	*5,614					*5,543	*5,543	6.5
6					*5,761	*5,761	*5,623	5,039			*5,234	4,924	7.6
4.5			*7,627	*7,627	*6,428	*6,428	*5,829	4,945	*5,723	4,460	*5,045	4,195	8.3
3			*9,664	*9,664	*7,369	6,563	*6,270	4,765	*6,037	4,330	*5,552	3,874	8.6
1.5			*11,391	9,101	*8,276	6,190	*6,737	4,575	*6,394	4,182	*5,796	3,711	8.7
0			*12,153	8,719	*8,862	5,931	*7,055	4,429	6,496	4,068	5,970	3,756	8.5
-1.5	*11,174	*11,174	*12,047	8,619	*8,964	5,817	*7,040	4,366			6,455	4,031	8
-3	*15,465	*15,465	*11,175	8,701	*8,430	5,845					*6,727	4,650	7.2
-4.5	*12,439	*12,439	*9,223	8,969							*6,810	6,202	5.9

Lifting capacity at the arm end without bucket.

For lifting capacity including bucket, weight of the bucket or the bucket with quick coupler must be deducted from the lifting capacities.

Lifting capacities are based on the machine standing on a firm, uniform supporting surface.

Rating over - front (Cf)

Rating over - side (Cs)

1. Do not attempt to lift or hold any load that is greater than these rated values at their specified load radius and height. Weight of all accessories must be deducted from the above lifting capacities.
2. The rated loads are in compliance with ISO 10567 Hydraulic Excavator Lift Capacity Rating Standard. They do not exceed 87% of hydraulic lifting capacity or 75% tipping load.
3. Ratings at bucket lift hook.
4. Lifting capacities are based on machine standing on level, firm and uniform ground.
5. *Indicates the load is limited by hydraulic capacity rather than tipping capacity.
6. Operator should be fully acquainted with the Operator's and Maintenance Instructions before operating this machine and rules for the safe operation of equipment should be adhered to at all times.

LIFTING CAPACITY (METRIC)

926F with 2,500 mm Arm, 600 mm shoes

A: Load radius
B: Load point height
C: Lifting capacity
Cf: Rating over front
Cs: Rating over side

Conditions

Boom length: 6,000 mm
Arm length: 2,500 mm
Bucket: None
Counterweight: 5,000 kg
Shoes: 600 mm triple grouser
Unit: kg

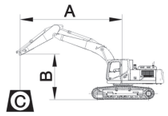

A (Unit: m)

B (m)	3		4.5		6		7.5		8		MAX REACH		
	Cf	Cs	Cf	Cs	Cf	Cs	Cf	Cs	Cf	Cs	Cf	Cs	A
7.5					*6,221	*6,221					*6,277	*6,277	6.2
6					*6,209	*6,209					*6,081	4,899	7.3
4.5			*8,297	*8,297	*6,822	6,510	*6,147	4,622			*6,070	4,148	8
3			*10,291	9,122	*7,700	6,131	*6,510	4,462	*6,269	4,052	6,053	3,825	8.3
1.5			*11,769	8,448	*8,503	5,787	6,891	4,292	6,274	3,927	5,843	3,665	8.4
0			*12,174	8,185	*8,943	5,571	6,760	4,174	6,181	3,842	5,976	3,723	8.2
-1.5	*9,643	*9,643	*11,779	8,165	*8,865	5,502	6,736	4,153			6,509	4,028	7.7
-3	*14,129	*14,129	*10,629	8,307	*8,054	5,586					*6,796	4,794	6.8
-4.5			*8,163	*8,163							*6,527	*6,527	5.4

LIFTING CAPACITY (METRIC)

926F with 3,500 mm Arm, 600 mm shoes

A: Load radius
B: Load point height
C: Lifting capacity
Cf: Rating over front
Cs: Rating over side

Conditions

Boom length: 6,000 mm
Arm length: 3,500 mm
Bucket: None
Counterweight: 5,000 kg
Shoes: 600 mm triple grouser
Unit: kg

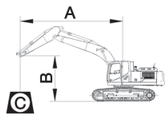

A (Unit: m)

B (m)	3		4.5		6		7.5		8		MAX REACH		
	Cf	Cs	Cf	Cs	Cf	Cs	Cf	Cs	Cf	Cs	Cf	Cs	A
7.5											*4,330	*4,330	7.2
6					*5,189	*5,189	*5,105	4,890	*4,767	4,370	*4,458	4,272	8.1
4.5					*5,876	*5,876	*5,395	4,760	*5,298	4,287	*4,161	3,642	8.8
3			*8,788	*8,788	*6,850	6,329	*5,886	4,553	*5,675	4,127	*4,442	3,360	9.1
1.5			*10,701	8,763	*7,838	5,908	*6,416	4,332	*6,097	3,950	*5,153	3,266	9.1
0	*6,930	*6,930	*11,791	8,245	*8,559	5,593	6,748	4,153	6,151	3,805	*5,189	3,239	9
-1.5	*10,624	*10,624	*12,000	8,049	*8,840	5,426	6,636	4,052	6,066	3,728	5,587	3,453	8.5
-3	*15,617	15,612	*11,435	8,069	*8,556	5,406	*6,598	4,062			*6,355	3,936	7.7
-4.5	*13,796	*13,796	*9,935	8,274	*7,380	5,552					*6,606	5,021	6.5

Lifting capacity at the arm end without bucket.

For lifting capacity including bucket, weight of the bucket or the bucket with quick coupler must be deducted from the lifting capacities.

Lifting capacities are based on the machine standing on a firm, uniform supporting surface.

Rating over - front (Cf)

Rating over - side (Cs)

1. Do not attempt to lift or hold any load that is greater than these rated values at their specified load radius and height. Weight of all accessories must be deducted from the above lifting capacities.
2. The rated loads are in compliance with ISO 10567 Hydraulic Excavator Lift Capacity Rating Standard. They do not exceed 87% of hydraulic lifting capacity or 75% tipping load.
3. Ratings at bucket lift hook.
4. Lifting capacities are based on machine standing on level, firm and uniform ground.
5. *Indicates the load is limited by hydraulic capacity rather than tipping capacity.
6. Operator should be fully acquainted with the Operator's and Maintenance Instructions before operating this machine and rules for the safe operation of equipment should be adhered to at all times.

LIFTING CAPACITY (METRIC)

926FN with 2,980 mm Arm, 600 mm shoes

A: Load radius
B: Load point height
C: Lifting capacity
Cf: Rating over front
Cs: Rating over side

Conditions

Boom length: 6,000 mm
Arm length: 2,980 mm
Bucket: None
Counterweight: 5,000 kg
Shoes: 600 mm triple grouser
Unit: kg

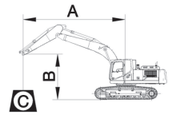

A (Unit: m)

B (m)	3		4.5		6		7.5		8		MAX REACH		
	Cf	Cs	Cf	Cs	Cf	Cs	Cf	Cs	Cf	Cs	Cf	Cs	A
7.5					*5,614	*5,614					*5,543	*5,543	6.5
6					*5,761	*5,761	*5,623	4,446			*5,234	4,343	7.6
4.5			*7,627	*7,627	*6,428	6,134	*5,829	4,354	*5,723	3,920	*5,045	3,681	8.3
3			*9,664	8,586	*7,369	5,753	*6,270	4,177	*6,037	3,792	*5,552	3,386	8.6
1.5			*11,391	7,848	*8,276	5,388	*6,737	3,990	6,349	3,646	5,611	3,231	8.7
0			*12,153	7,478	*8,862	5,135	6,818	3,846	6,224	3,534	5,718	3,262	8.5
-1.5	*11,174	*11,174	*12,047	7,381	*8,964	5,023	6,748	3,784			6,182	3,497	8
-3	*15,465	14,119	*11,175	7,460	*8,430	5,051					*6,727	4,035	7.2
-4.5	*12,439	*12,439	*9,223	7,720							*6,810	5,384	5.9

LIFTING CAPACITY (METRIC)

926FN with 2,980 mm Arm, 700 mm shoes

A: Load radius
B: Load point height
C: Lifting capacity
Cf: Rating over front
Cs: Rating over side

Conditions

Boom length: 6,000 mm
Arm length: 2,980 mm
Bucket: None
Counterweight: 5,000 kg
Shoes: 700 mm triple grouser
Unit: kg

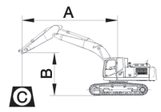

A (Unit: m)

B (m)	3		4.5		6		7.5		8		MAX REACH		
	Cf	Cs	Cf	Cs	Cf	Cs	Cf	Cs	Cf	Cs	Cf	Cs	A
7.5					*5,614	*5,614					*5,543	*5,543	6.5
6					*5,761	*5,761	*5,623	4,490			*5,234	4,386	7.6
4.5			*7,627	*7,627	*6,428	6,191	*5,829	4,398	*5,723	3,961	*5,045	3,720	8.3
3			*9,664	8,669	*7,369	5,811	*6,270	4,221	*6,037	3,832	*5,552	3,423	8.6
1.5			*11,391	7,932	*8,276	5,446	*6,737	4,033	*6,394	3,687	5,657	3,268	8.7
0			*12,153	7,561	*8,862	5,193	6,874	3,890	6,275	3,574	5,765	3,300	8.5
-1.5	*11,174	*11,174	*12,047	7,464	*8,964	5,081	6,804	3,828			6,234	3,538	8
-3	*15,465	14,272	*11,175	7,544	*8,430	5,109					*6,727	4,081	7.2
-4.5	*12,439	*12,439	*9,223	7,803							*6,810	5,442	5.9

Lifting capacity at the arm end without bucket.

For lifting capacity including bucket, weight of the bucket or the bucket with quick coupler must be deducted from the lifting capacities.

Lifting capacities are based on the machine standing on a firm, uniform supporting surface.

Rating over - front (Cf)

Rating over - side (Cs)

1. Do not attempt to lift or hold any load that is greater than these rated values at their specified load radius and height. Weight of all accessories must be deducted from the above lifting capacities.
2. The rated loads are in compliance with ISO 10567 Hydraulic Excavator Lift Capacity Rating Standard. They do not exceed 87% of hydraulic lifting capacity or 75% tipping load.
3. Ratings at bucket lift hook.
4. Lifting capacities are based on machine standing on level, firm and uniform ground.
5. *Indicates the load is limited by hydraulic capacity rather than tipping capacity.
6. Operator should be fully acquainted with the Operator's and Maintenance Instructions before operating this machine and rules for the safe operation of equipment should be adhered to at all times.

LIFTING CAPACITY (METRIC)

926FN with 2,980 mm Arm, 800 mm shoes

A: Load radius
B: Load point height
C: Lifting capacity
Cf: Rating over front
Cs: Rating over side

Conditions

Boom length: 6,000 mm
Arm length: 2,980 mm
Bucket: None
Counterweight: 5,000 kg
Shoes: 800 mm triple grouser
Unit: kg

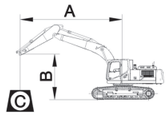

A (Unit: m)

B (m)	3		4.5		6		7.5		8		MAX REACH		
	Cf	Cs	Cf	Cs	Cf	Cs	Cf	Cs	Cf	Cs	Cf	Cs	A
7.5					*5,614	*5,614					*5,543	*5,543	6.5
6					*5,761	*5,761	*5,623	4,561			*5,234	4,456	7.6
4.5			*7,627	*7,627	*6,428	6,285	*5,829	4,469	*5,723	4,027	*5,045	3,783	8.3
3			*9,664	8,805	*7,369	5,905	*6,270	4,292	*6,037	3,898	*5,552	3,484	8.6
1.5			*11,391	8,068	*8,276	5,540	*6,737	4,105	*6,394	3,753	5,746	3,328	8.7
0			*12,153	7,698	*8,862	5,287	6,982	3,962	6,375	3,641	5,857	3,362	8.5
-1.5	*11,174	*11,174	*12,047	7,601	*8,964	5,174	6,912	3,900			6,333	3,604	8
-3	*15,465	14,521	*11,175	7,680	*8,430	5,202					*6,727	4,156	7.2
-4.5	*12,439	*12,439	*9,223	7,940							*6,810	5,538	5.9

LIFTING CAPACITY (METRIC)

926FN with 2,980 mm Arm, 900 mm shoes

A: Load radius
B: Load point height
C: Lifting capacity
Cf: Rating over front
Cs: Rating over side

Conditions

Boom length: 6,000 mm
Arm length: 2,980 mm
Bucket: None
Counterweight: 5,000 kg
Shoes: 900 mm triple grouser
Unit: kg

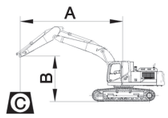

A (Unit: m)

B (m)	3		4.5		6		7.5		8		MAX REACH		
	Cf	Cs	Cf	Cs	Cf	Cs	Cf	Cs	Cf	Cs	Cf	Cs	A
7.5					*5,614	*5,614					*5,543	*5,543	6.5
6					*5,761	*5,761	*5,623	4,632			*5,234	4,526	7.6
4.5			*7,627	*7,627	*6,428	6,378	*5,829	4,540	*5,723	4,092	*5,045	3,846	8.3
3			*9,664	8,941	*7,369	5,998	*6,270	4,363	*6,037	3,964	*5,552	3,544	8.6
1.5			*11,391	8,203	*8,276	5,633	*6,737	4,176	*6,394	3,818	*5,796	3,388	8.7
0			*12,153	7,833	*8,862	5,380	*7,055	4,032	6,473	3,706	5,949	3,423	8.5
-1.5	*11,174	*11,174	*12,047	7,736	*8,964	5,267	7,020	3,970			6,432	3,669	8
-3	*15,465	14,769	*11,175	7,815	*8,430	5,295					*6,727	4,230	7.2
-4.5	*12,439	*12,439	*9,223	8,075							*6,810	5,633	5.9

Lifting capacity at the arm end without bucket.

For lifting capacity including bucket, weight of the bucket or the bucket with quick coupler must be deducted from the lifting capacities.

Lifting capacities are based on the machine standing on a firm, uniform supporting surface.

Rating over - front (Cf)

Rating over - side (Cs)

1. Do not attempt to lift or hold any load that is greater than these rated values at their specified load radius and height. Weight of all accessories must be deducted from the above lifting capacities.
2. The rated loads are in compliance with ISO 10567 Hydraulic Excavator Lift Capacity Rating Standard. They do not exceed 87% of hydraulic lifting capacity or 75% tipping load.
3. Ratings at bucket lift hook.
4. Lifting capacities are based on machine standing on level, firm and uniform ground.
5. *Indicates the load is limited by hydraulic capacity rather than tipping capacity.
6. Operator should be fully acquainted with the Operator's and Maintenance Instructions before operating this machine and rules for the safe operation of equipment should be adhered to at all times.

LIFTING CAPACITY (METRIC)

928FDM with 2,980 mm Arm, 600 mm shoes

A: Load radius
B: Load point height
C: Lifting capacity
Cf: Rating over front
Cs: Rating over side

Conditions

Boom length: 6,000 mm
Arm length: 2,980 mm
Bucket: None
Counterweight: 6,100 kg
Shoes: 600 mm triple grouser
Unit: kg

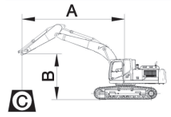

A (Unit: m)

B (m)	4.5		6		7.5		8		MAX REACH		
	Cf	Cs	Cf	Cs	Cf	Cs	Cf	Cs	Cf	Cs	A
7.5					*5,614	*5,614					*5,543	*5,543	6.5
6					*5,761	*5,761	*5,623	5,506			*5,234	*5,234	7.6
4.5			*7,627	*7,627	*6,428	*6,428	*5,829	5,412	*5,723	4,893	*5,045	4,609	8.3
3			*9,664	*9,664	*7,369	7,179	*6,270	5,232	*6,037	4,763	*5,552	4,271	8.6
1.5			*11,391	10,006	*8,276	6,806	*6,737	5,042	*6,394	4,615	*5,796	4,103	8.7
0			*12,153	9,624	*8,862	6,548	*7,055	4,896	*6,622	4,501	*6,228	4,159	8.5
-1.5	*11,174	*11,174	*12,047	9,524	*8,964	6,433	*7,040	4,833			*6,504	4,464	8
-3	*15,465	*15,465	*11,175	9,606	*8,430	6,461					*6,727	5,141	7.2
-4.5	*12,439	*12,439	*9,223	*9,223							*6,810	*6,810	5.9

LIFTING CAPACITY (METRIC)

928FDM with 2,980 mm Arm, 700 mm shoes

A: Load radius
B: Load point height
C: Lifting capacity
Cf: Rating over front
Cs: Rating over side

Conditions

Boom length: 6,000 mm
Arm length: 2,980 mm
Bucket: None
Counterweight: 6,100 kg
Shoes: 700 mm triple grouser
Unit: kg

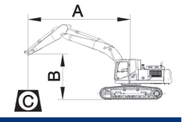

A (Unit: m)

B (m)	3		4.5		6		7.5		8		MAX REACH		
	Cf	Cs	Cf	Cs	Cf	Cs	Cf	Cs	Cf	Cs	Cf	Cs	A
7.5					*5,614	*5,614					*5,543	*5,543	6.5
6					*5,761	*5,761	*5,623	5,506			*5,234	*5,234	7.6
4.5			*7,627	*7,627	*6,428	*6,428	*5,829	5,412	*5,723	4,893	*5,045	4,609	8.3
3			*9,664	*9,664	*7,369	7,179	*6,270	5,232	*6,037	4,763	*5,552	4,271	8.6
1.5			*11,391	10,006	*8,276	6,806	*6,737	5,042	*6,394	4,615	*5,796	4,103	8.7
0			*12,153	9,624	*8,862	6,548	*7,055	4,896	*6,622	4,501	*6,228	4,159	8.5
-1.5	*11,174	*11,174	*12,047	9,524	*8,964	6,433	*7,040	4,833			*6,504	4,464	8
-3	*15,465	*15,465	*11,175	9,606	*8,430	6,461					*6,727	5,141	7.2
-4.5	*12,439	*12,439	*9,223	*9,223							*6,810	*6,810	5.9

Lifting capacity at the arm end without bucket.

For lifting capacity including bucket, weight of the bucket or the bucket with quick coupler must be deducted from the lifting capacities.

Lifting capacities are based on the machine standing on a firm, uniform supporting surface.

Rating over - front (Cf)

Rating over - side (Cs)

1. Do not attempt to lift or hold any load that is greater than these rated values at their specified load radius and height. Weight of all accessories must be deducted from the above lifting capacities.
2. The rated loads are in compliance with ISO 10567 Hydraulic Excavator Lift Capacity Rating Standard. They do not exceed 87% of hydraulic lifting capacity or 75% tipping load.
3. Ratings at bucket lift hook.
4. Lifting capacities are based on machine standing on level, firm and uniform ground.
5. *Indicates the load is limited by hydraulic capacity rather than tipping capacity.
6. Operator should be fully acquainted with the Operator's and Maintenance Instructions before operating this machine and rules for the safe operation of equipment should be adhered to at all times.

LIFTING CAPACITY (METRIC)

928FDM with 2,980 mm Arm, 800 mm shoes

A: Load radius
B: Load point height
C: Lifting capacity
Cf: Rating over front
Cs: Rating over side

Conditions

Boom length: 6,000 mm
Arm length: 2,980 mm
Bucket: None
Counterweight: 6,100 kg
Shoes: 800 mm triple grouser
Unit: kg

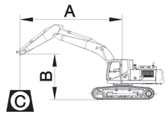

A (Unit: m)

B (m)	3		4.5		6		7.5		8		MAX REACH		
	Cf	Cs	Cf	Cs	Cf	Cs	Cf	Cs	Cf	Cs	Cf	Cs	A
7.5					*5,614	*5,614					*5,543	*5,543	6.5
6					*5,761	*5,761	*5,623	*5,623			*5,234	*5,234	7.6
4.5			*7,627	*7,627	*6,428	*6,428	*5,829	5,573	*5,723	5,042	*5,045	4,751	8.3
3			*9,664	*9,664	*7,369	*7,369	*6,270	5,393	*6,037	4,912	*5,552	4,408	8.6
1.5			*11,391	10,318	*8,276	7,018	*6,737	5,203	*6,394	4,764	*5,796	4,238	8.7
0			*12,153	9,935	*8,862	6,760	*7,055	5,057	*6,622	4,650	*6,228	4,297	8.5
-1.5	*11,174	*11,174	*12,047	9,835	*8,964	6,645	*7,040	4,994			*6,504	4,612	8
-3	*15,465	*15,465	*11,175	9,918	*8,430	6,674					*6,727	5,310	7.2
-4.5	*12,439	*12,439	*9,223	*9,223							*6,810	*6,810	5.9

LIFTING CAPACITY (METRIC)

928FDM with 2,980 mm Arm, 900 mm shoes

A: Load radius
B: Load point height
C: Lifting capacity
Cf: Rating over front
Cs: Rating over side

Conditions

Boom length: 6,000 mm
Arm length: 2,980 mm
Bucket: None
Counterweight: 6,100 kg
Shoes: 900 mm triple grouser
Unit: kg

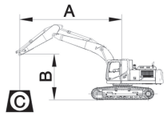

A (Unit: m)

B (m)	3		4.5		6		7.5		8		MAX REACH		
	Cf	Cs	Cf	Cs	Cf	Cs	Cf	Cs	Cf	Cs	Cf	Cs	A
7.5					*5,614	*5,614					*5,543	*5,543	6.5
6					*5,761	*5,761	*5,623	*5,623			*5,234	*5,234	7.6
4.5			*7,627	*7,627	*6,428	*6,428	*5,829	5,655	*5,723	5,117	*5,045	4,824	8.3
3			*9,664	*9,664	*7,369	*7,369	*6,270	5,475	*6,037	4,987	*5,552	4,477	8.6
1.5			*11,391	10,476	*8,276	7,126	*6,737	5,285	*6,394	4,839	*5,796	4,306	8.7
0			*12,153	10,094	*8,862	6,868	*7,055	5,139	*6,622	4,725	*6,228	4,368	8.5
-1.5	*11,174	*11,174	*12,047	9,994	*8,964	6,753	*7,040	5,076			*6,504	4,688	8
-3	*15,465	*15,465	*11,175	10,076	*8,430	6,781					*6,727	5,396	7.2
-4.5	*12,439	*12,439	*9,223	*9,223							*6,810	*6,810	5.9

Lifting capacity at the arm end without bucket.

For lifting capacity including bucket, weight of the bucket or the bucket with quick coupler must be deducted from the lifting capacities.

Lifting capacities are based on the machine standing on a firm, uniform supporting surface.

Rating over - front (Cf)

Rating over - side (Cs)

1. Do not attempt to lift or hold any load that is greater than these rated values at their specified load radius and height. Weight of all accessories must be deducted from the above lifting capacities.
2. The rated loads are in compliance with ISO 10567 Hydraulic Excavator Lift Capacity Rating Standard. They do not exceed 87% of hydraulic lifting capacity or 75% tipping load.
3. Ratings at bucket lift hook.
4. Lifting capacities are based on machine standing on level, firm and uniform ground.
5. *Indicates the load is limited by hydraulic capacity rather than tipping capacity.
6. Operator should be fully acquainted with the Operator's and Maintenance Instructions before operating this machine and rules for the safe operation of equipment should be adhered to at all times.

LIFTING CAPACITY (METRIC)

926FLL with 8,000 mm Arm, 600 mm shoes

A: Load radius
B: Load point height
C: Lifting capacity
Cf: Rating over front
Cs: Rating over side

Conditions

Boom length: 10,350 mm
Arm length: 8,000 mm
Bucket: None
Counterweight: 6,100 kg
Shoes: 600 mm triple grouser
Unit: kg

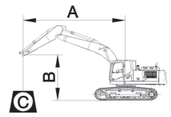

A (Unit: m)

B (m)	3		4.5		6		7.5		8		MAX REACH		
	Cf	Cs	Cf	Cs	Cf	Cs	Cf	Cs	Cf	Cs	Cf	Cs	A
7.5											*1,219	*1,219	16
6											*1,209	1,180	16.5
4.5											*1,258	1,073	16.8
3	*6,383	*6,383	*5,652	*5,652	*4,086	*4,086	*3,245	*3,245	*3,046	*3,046	*1,385	1,002	16.9
1.5			*6,977	*6,977	*4,817	*4,817	*3,699	*3,699	*3,441	*3,441	*1,398	932	17
0	*2,445	*2,445	*5,013	*5,013	*5,412	4,523	*4,102	3,458	*3,797	3,186	*1,502	895	16.9
-1.5	*3,036	*3,036	*4,824	*4,824	*5,818	4,014	*4,418	3,073	*4,084	2,838	*1,719	885	16.6
-3	*3,742	*3,742	*5,223	*5,223	*6,042	3,730	*4,630	2,820	*4,286	2,601	*1,793	882	16.3
-4.5	*4,513	*4,513	*5,887	5,440	*6,112	3,601	*4,739	2,677	*4,396	2,460	1,910	920	15.7

LIFTING CAPACITY (METRIC)

926FLL with 8,000 mm Arm, 700 mm shoes

A: Load radius
B: Load point height
C: Lifting capacity
Cf: Rating over front
Cs: Rating over side

Conditions

Boom length: 10,350 mm
Arm length: 8,000 mm
Bucket: None
Counterweight: 6,100 kg
Shoes: 700 mm triple grouser
Unit: kg

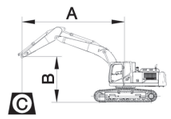

A (Unit: m)

B (m)	3		4.5		6		7.5		8		MAX REACH		
	Cf	Cs	Cf	Cs	Cf	Cs	Cf	Cs	Cf	Cs	Cf	Cs	A
7.5											*1,219	*1,219	16
6											*1,209	*1,209	16.5
4.5											*1,258	1,104	16.8
3	*6,383	*6,383	*5,652	*5,652	*4,086	*4,086	*3,245	*3,245	*3,046	*3,046	*1,385	1,034	16.9
1.5			*6,977	*6,977	*4,817	*4,817	*3,699	*3,699	*3,441	*3,441	*1,398	964	17
0	*2,445	*2,445	*5,013	*5,013	*5,412	4,627	*4,102	3,537	*3,797	3,259	*1,502	926	16.9
-1.5	*3,036	*3,036	*4,824	*4,824	*5,818	4,118	*4,418	3,152	*4,084	2,911	*1,719	917	16.6
-3	*3,742	*3,742	*5,223	*5,223	*6,042	3,834	*4,630	2,899	*4,286	2,674	*1,793	914	16.3
-4.5	*4,513	*4,513	*5,887	5,593	*6,112	3,705	*4,739	2,756	*4,396	2,533	1,955	954	15.7

Lifting capacity at the arm end without bucket.
For lifting capacity including bucket, weight of the bucket or the bucket with quick coupler must be deducted from the lifting capacities.
Lifting capacities are based on the machine standing on a firm, uniform supporting surface.

Rating over - front (Cf)

Rating over - side (Cs)

1. Do not attempt to lift or hold any load that is greater than these rated values at their specified load radius and height. Weight of all accessories must be deducted from the above lifting capacities.
2. The rated loads are in compliance with ISO 10567 Hydraulic Excavator Lift Capacity Rating Standard. They do not exceed 87% of hydraulic lifting capacity or 75% tipping load.
3. Ratings at bucket lift hook.
4. Lifting capacities are based on machine standing on level, firm and uniform ground.
5. *Indicates the load is limited by hydraulic capacity rather than tipping capacity.
6. Operator should be fully acquainted with the Operator's and Maintenance Instructions before operating this machine and rules for the safe operation of equipment should be adhered to at all times.

LIFTING CAPACITY (METRIC)

926FLL with 8,000 mm Arm, 800 mm shoes

A: Load radius
B: Load point height
C: Lifting capacity
Cf: Rating over front
Cs: Rating over side

Conditions

Boom length: 10,350 mm
Arm length: 8,000 mm
Bucket: None
Counterweight: 6,100 kg
Shoes: 800 mm triple grouser
Unit: kg

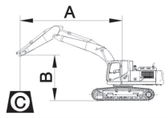

A (Unit: m)

B (m)	3		4.5		6		7.5		8		MAX REACH		
	Cf	Cs	Cf	Cs	Cf	Cs	Cf	Cs	Cf	Cs	Cf	Cs	A
7.5											*1,219	*1,219	16
6											*1,209	*1,209	16.5
4.5											*1,258	1,136	16.8
3	*6,383	*6,383	*5,652	*5,652	*4,086	*4,086	*3,245	*3,245	*3,046	*3,046	*1,385	1,065	16.9
1.5			*6,977	*6,977	*4,817	*4,817	*3,699	*3,699	*3,441	*3,441	*1,398	995	17
0	*2,445	*2,445	*5,013	*5,013	*5,412	4,731	*4,102	3,616	*3,797	3,332	*1,502	957	16.9
-1.5	*3,036	*3,036	*4,824	*4,824	*5,818	4,222	*4,418	3,231	*4,084	2,984	*1,719	949	16.6
-3	*3,742	*3,742	*5,223	*5,223	*6,042	3,937	*4,630	2,978	*4,286	2,746	*1,793	947	16.3
-4.5	*4,513	*4,513	*5,887	5,745	*6,112	3,809	*4,739	2,834	*4,396	2,606	*1,979	988	15.7

LIFTING CAPACITY (METRIC)

926FLL with 8,000 mm Arm, 900 mm shoes

A: Load radius
B: Load point height
C: Lifting capacity
Cf: Rating over front
Cs: Rating over side

Conditions

Boom length: 10,350 mm
Arm length: 8,000 mm
Bucket: None
Counterweight: 6,100 kg
Shoes: 900 mm triple grouser
Unit: kg

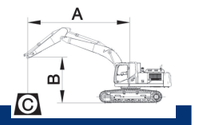

A (Unit: m)

B (m)	3		4.5		6		7.5		8		MAX REACH		
	Cf	Cs	Cf	Cs	Cf	Cs	Cf	Cs	Cf	Cs	Cf	Cs	A
7.5											*1,219	*1,219	16
6											*1,209	*1,209	16.5
4.5											*1,258	1,166	16.8
3	*6,383	*6,383	*5,652	*5,652	*4,086	*4,086	*3,245	*3,245	*3,046	*3,046	*1,385	1,095	16.9
1.5			*6,977	*6,977	*4,817	*4,817	*3,699	*3,699	*3,441	*3,441	*1,398	1,025	17
0	*2,445	*2,445	*5,013	*5,013	*5,412	4,830	*4,102	3,691	*3,797	3,401	*1,502	987	16.9
-1.5	*3,036	*3,036	*4,824	*4,824	*5,818	4,321	*4,418	3,306	*4,084	3,054	*1,719	980	16.6
-3	*3,742	*3,742	*5,223	*5,223	*6,042	4,037	*4,630	3,053	*4,286	2,816	*1,793	978	16.3
-4.5	*4,513	*4,513	*5,887	*5,887	*6,112	3,909	*4,739	2,910	*4,396	2,675	*1,979	1,021	15.7

STANDARD EQUIPMENT

ENGINE SYSTEM
- Cummins B6.7 engine, EPA Tier 4F/EU Stage V, turbocharged, 6 cylinder, 4 stroke, water cooled.
- Engine overheat prevention system
- Auto-idle speed control
- Automatic engine shutdown
- Air filter with integrated pre-cleaner
- Fuel pre-filter with water separator and water detection
- Electric fuel lifting pump
- Remote engine oil filter
- Lockable engine oil guage
- Reversible electric cooling fan
- Air conditioner compressor belt automatic tense

HYDRAULIC SYSTEM
- Full electric control hydraulic system
- 3-power modes (Power, Standard, Economy)
- Power boost function
- Automatic swing parking brake
- Swing with anti-reverse function
- Boom and arm regeneration circuits
- Boom and arm holding valves
- Automatic two-speed travel
- Hydraulic oil temperature independent control
- MCV with auxiliary valve
- Automatic hydraulic system warm-up

DIGGING EQUIPMENT
- 6000 mm boom
- 2980 mm arm
- 1.3 m^3 general type bucket
- Arm front end with guard bars
- Manual centralized lubrication on boom
- Manual centralized lubrication on arm

OPERATOR STATION
- Pressurized and sealed cab with all-around visibility
- ROPS certified cab
- Lower windshield can be removable
- Large roof window with slide sliding sun visor
- Air suspension deluxe seat (with heater and head rest) +retractable seat belt (75 mm [3 in] width, red colour, with green alarm lamp)
- Consoles and seat height adjustable follow-up
- 8 inches high resolution LCD touch screen + integrated control panel
- Automatic air conditioner, heater, defroster
- Washable floor mat
- Fire extinguisher
- Safety hammer for cab evacuation
- Storage box
- Cup holder
- Green safety glass

UPPER STRUCTURE
- Punched metal anti-slip plates
- Foot pedal is in engine room
- Standard frame undercover
- One key for all locks
- Rearview mirror mounted in the RH machine
- Rearview mirror mounted in the LH cab
- 5000kg counterweight

ELECTRICAL SYSTEM
- Monitor: working mode, working hour, water temperature, oil temperature, fuel level, DEF level, fuel consumption, rear vision, fault code, work condition etc. machine information.
- Warn: low engine oil pressure, low fuel level, air filter clog, machine overheat, maintenance remind etc.
- Front window wiper with intermittent feature
- AM/FM radio with auxiliary input
- Blue tooth
- Working lights close time delay by programmable
- Cab interior decoration lights close time delay by programmable
- 2 stereo speakers
- Battery disconnect switch
- Secondary engine shutoff switch
- Left boom working light
- Right platform working light
- Rear vision camera
- Set password for auxiliary hydraulic-flow adjustments
- Work tool flow and pressure programmable memories
- Travel alarm
- Control pattern-change valve

UNDERCARRIAGE
- 600mm track-shoes with triple grousers
- Rollers, bottom - 9 each side
- Rollers, top - 2 each side
- 2 piece track guards (each side)
- Centralized lubrication for swing bearing
- Towing eye on base frame

OPTIONAL EQUIPMENT

ENGINE SYSTEM
- Electric refueling pump with auto shutoff

HYDRAULIC SYSTEM
- Foot pedal control auxiliary pipes
- Hand proportional control auxiliary dual way pipes
- Hand proportional control auxiliary swing pipes
- PTO max flow with manual control
- Auxiliary sigle-double hydraulic lines exchange on the monitor
- Auxiliary dual pipe flow & pressure adjustable
- High pressure quick-coupler pipes
- Low pressure quick-coupler pipes
- Attachment oil drain line
- Additional filter for breaker piping
- Boom drift function
- Straight travel with one pedal
- Bucket cylinder rod protect

OPERATOR STATION
- Cab lower window guard
- Cab top guard
- Openable cab front guard
- Cab front guard and top guard (falling object protective structure)
- Openable cab front window mesh guard
- Sunscreen
- Front window rain visor

ELECTRICAL SYSTEM
- Overload warning device
- Rotating beacon
- Quicker-coupler opening warning
- Starting code
- Right boom working light
- 4 boom working lights
- 2 cab mounted working lights
- Side vision camera
- 360° view
- Machine rear lighting
- Work lights: separately installed LED in front and rear cab (4 front and 2 rear)
- Work lights: long strip LED light in front and rear cab

UPPER STRUCTURE
- Guard rails of upper frame sides
- Guard fence of upper frame around
- Assembly Upper frame gurad
- Reinforced frame undercover
- 6100 kg counterweight

UNDERCARRIAGE
- Reinforced track undercover
- 700 mm, 800 mm, 900 mm track-shoes with triple grousers
- Auxiliary tarck footrest
- 3 piece track guards (each side)
- Full length track guiding guard

DIGGING EQUIPMENT
- Bucket linkage with lifting eye
- Bucket lifting hole
- Auto centralized lubrication system
- 2500mm short reach arm
- 3500mm long reach arm
- 18m super long reach boom & arm
- 1.3 m^3 rock type bucket
- 1.4 m^3 earth type bucket
- Hydraulic quick coupler

DIGGING EQUIPMENT
- E-fence
- 2D Guide system
- Payload system
- Assist control system

LIUGONG

TOUGH WORLD. TOUGH EQUIPMENT.

Guangxi LiuGong Machinery Co., Ltd.
No. 1 Liutai Road, Liuzhou, Guangxi 545007, PR China
T: +86 772 388 6124 E: overseas@liugong.com
www.liugong.com

Like and follow us:

LG-SP-926F/926FN/928FDM/926FLL-Stage V-WW-A4-102021-ENG

The LiuGong series of logos herein, including but not limited to word marks, device marks, letter of alphabet marks and combination marks, as the registered trademarks of Guangxi LiuGong Group Co., Ltd. are used by Guangxi LiuGong Machinery Co., Ltd. with legal permission, and shall not be used without permission. Specifications and designs are subject to change without notice. Illustrations and pictures may include optional equipment and may not include all standard equipment. Equipment and options varies by regional availability.