LIUGONG

# LTC250V5 CRANE

(Left/right hand drive)

## MOBILE CRANES

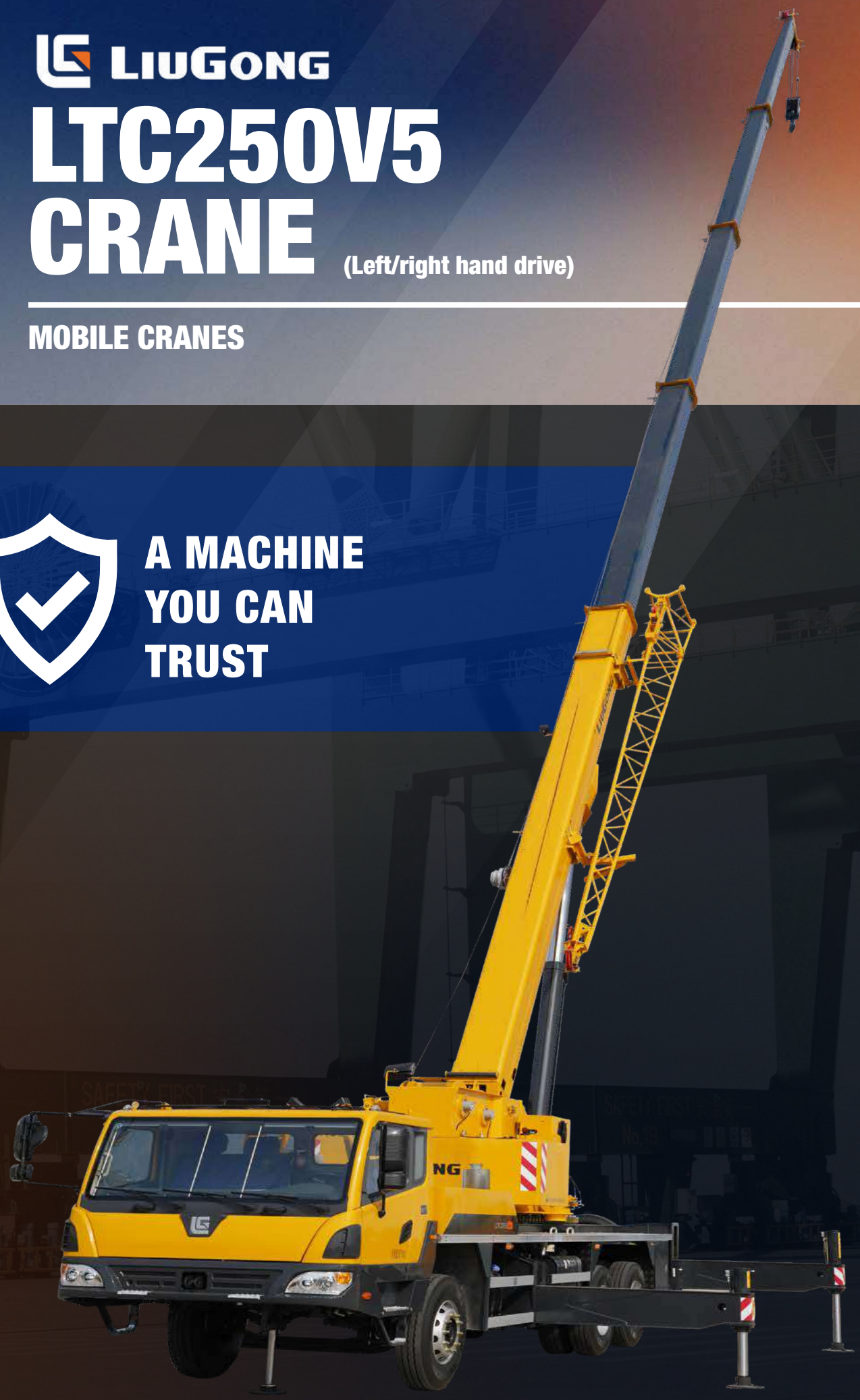

## A MACHINE YOU CAN TRUST

TOUGH WORLD. TOUGH EQUIPMENT.

# RAISING THE STANDARD.

## A TEAM YOU CAN TRUST

Challenging projects need trusted strength and stability to get the job done. LiuGong has over 60 years' experience making cranes that deliver the most powerful lifting capacity combined with premium safety features and the benchmark for reliability.

We have earned a global reputation for designing the toughest machines and our mobile cranes share this design DNA. They are designed, built and supported by a team you can trust to put your performance first.

## WE PUT YOU FIRST

Our customers tell us that they want mobile cranes that are easy to use, easy to maintain and easy to operate. With optimized safety and stability and with proven reliability and quality to work in the most demanding conditions. You can trust our cranes to deliver all this and more.

## 100% SAFETY COMPLIANT

You can choose LiuGong with confidence. Our mobile cranes are quiet, clean and conform to the latest environmental legislation standards for emissions.

## LET'S PROVE IT

**60 YEARS** — MORE THAN 60 YEARS EXPERIENCE MAKING CRANES

**10%** — 10% STRONGER LIFTING CAPACITY THAN COMPETITORS

**360°** — 360 DEGREE CAB VIEW

**10,000 HOURS** — 10,000 HOURS BETWEEN OVERHAULS

2-5 DECIBELS QUIETER THAN COMPETITOR MODELS

# TAKE A CLOSER LOOK.

## YOUR SAFETY IS OUR PRIORITY

Your safety is paramount to us, so you can trust our mobile cranes to create the safest working environment.

1. Stability is a key safety factor. Our high-strength anti-torsion frame provides the highest levels of stability and load bearing capacity no matter how tough the conditions.

2. Our ergonomic, high-visibility cab (Left-hand and right-hand drive options) with tempered window glass and anti-corrosion steel provides a 360 degree view of the jobsite, protecting the operator and co-workers from harm. Our cabs are safe and easy to access, have a spacious working environment and provide the highest levels of comfort.

3. Our machines have been designed to work safely day and night, 24/7. Onboard technology such as LMI, three-circle projector, height limiter and night vision level provide all-round safety protection from overload, over-winding, over-discharge and anti-tilt. To further enhance safety our cranes are also equipped with reversing camera imagery and winch monitors.

## EASY TO MAINTAIN

Our aim is to make maintenance as fast and easy as possible to reduce unproductive downtime to a minimum.

4. With easy access to maintenance and service areas we've made checks and repairs fast and easy.

5. Our mobile cranes are powered by world famous Cummins engines renowned for easy maintenance and low running costs. With up to 10,000 hours between overhauls you can enjoy unmatched productivity.

## TOTAL RELIABILITY

Trust is about relying on your mobile crane to deliver optimum performance - every time. We design performance and reliability in from the very start.

6. With a proven fuel-efficient, low noise and low maintenance Cummins engine combined with a FAST 9-Shift gearbox, you can rely on our mobile cranes to travel from site to site with speed, efficiency and comfort.

7. LiuGong designed hydraulics set the benchmark for reliability. Benefitting from a fixed displacement pump and a load sensing post compensation valve, we deliver consistently stable operation, smooth compound action and excellent micro-motion performance.

8. Our intelligent, electronically controlled chassis system protects the lifting operation and reduces power consumption improving uptime and efficiency.

## UNMATCHED LIFTING PERFORMANCE

When it comes to lifting performance we deliver the perfect combination of stability, power, hydraulic performance and control.

9. Our crane adopts 5 U-shaped section of main booms, new single-board boom structure, and increases the overlap amount of each boom to make the loading capacity of the boom stronger. The maximum lifting torque reaches 1,088 kN·m. LiuGong cranes outperform the industry average by 10% in most boom configurations.

10. The full extension main boom is 41 m in length, with 8 m jib, making the working radius larger.

11. 6,420 mm x 5,500 mm super-large outrigger span is adopted, with a 7 t fixed counterweight to ensure the safety and stability of the operation.

# WE ARE HERE FOR YOU.

LiuGong is a global, forward thinking, customer focused solutions provider. We've come a long way in the last 60 years, but at heart, we are a people business. You can trust our sales teams and product experts to work with you to help you find the perfect equipment, maintenance support and financial solution to perfectly match your operational needs.

**TALK TO US TODAY.**

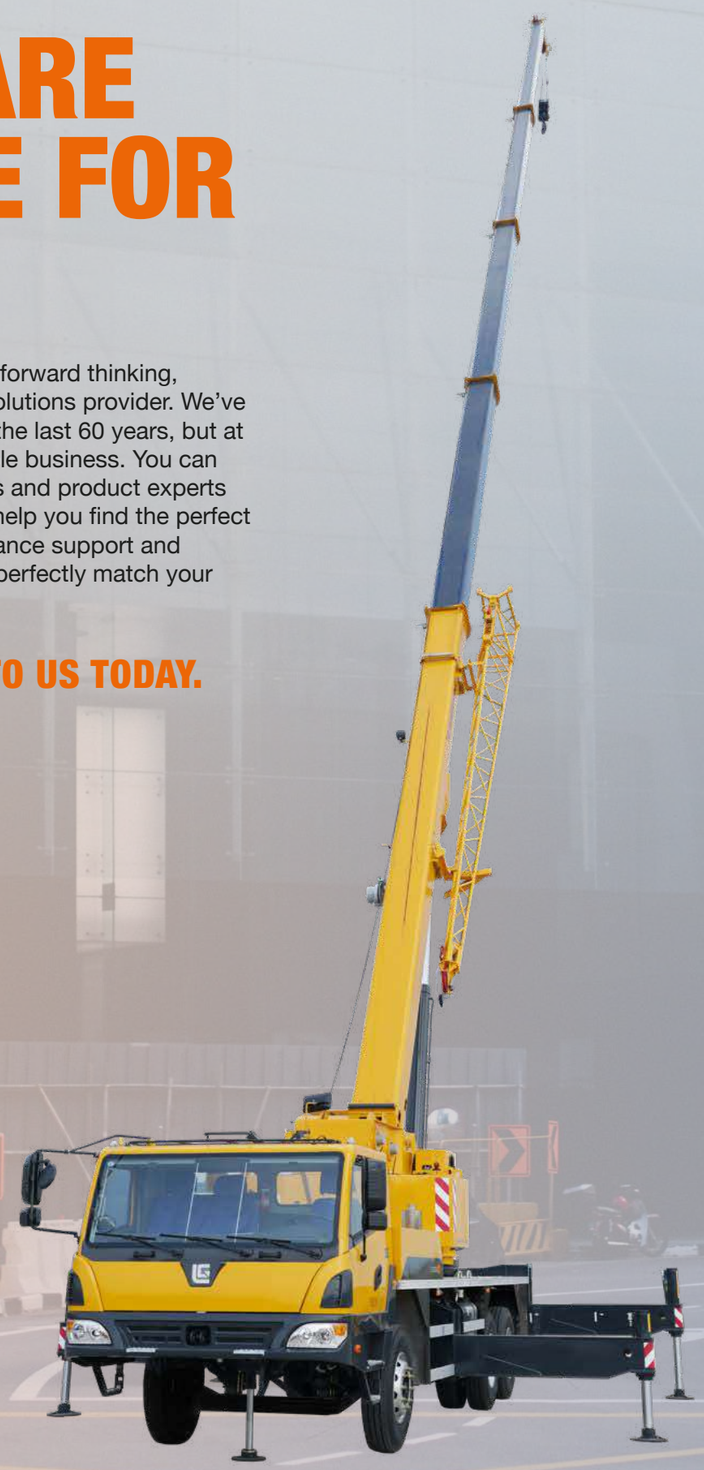

# SPECIFICATIONS LTC250V5 MOBILE CRANE

| CATEGORY | ITEM | | | UNIT | PARAMETER |
|---|---|---|---|---|---|
| Dimension | Overall length | | | mm | 12,500 |
| | Overall width | | | mm | 2,575 |
| | Overall height | | | mm | 3,445 |
| | The axle distance | | | mm | 4,635+1,350 |
| Weight | The total weight during driving | | | kg | 32,000 |
| | Axle load | The front | | kg | 6,600 |
| | | The rear | | kg | 12,700/12,700 |
| Engine | Engine model | | | \ | ISDe285 30 (EU Stage III) |
| | Rated engine power | | | kW/(r/min) | 210/2,500 |
| | Rated engine torque | | | N·m/(r/min) | 970/1,200-1,700 |
| Travel | Max.travel speed | | | km/h | 80 |
| | Min. turning diameter | | | m | 21 |
| | Min. ground clearance | | | mm | 250 |
| | Approach angle | | | ° | 20 |
| | Departure angle | | | ° | 14 |
| | The braking distance (speed 30km/h) | | | m | ≤8.5 |
| Main performance | Max. rated lifting capacity | | | t | 25 |
| | Min. rated range | | | m | 3 |
| | Swing radius | | | mm | 3,315 |
| | Max. lifting torque | Basic boom | | kN·m | 1,088 |
| | | Longest main boom | | kN·m | 676 |
| | Outrigger span | Transverse | | m | 6.42 |
| | | Longitudinal | | m | 5.5 |
| | Lifting height | Basic boom | | m | 11.78 |
| | | Max. main boom | | m | 42 |
| | | Max. main boom+Jib | | m | 50 |
| | Boom length | Basic boom | | m | 10.54 |
| | | Max. main boom | | m | 41 |
| | | Max. main boom+Jib | | m | 41+8 |
| | Jib offset angle | | | ° | 0, 15, 30 |
| Working speed | Boom luffing time | Full lifting/descending time of boom | | s | 35/50 |
| | Boom extension time | Full extension/retraction time of boom | | s | 80/80 |
| | Max. swing speed | | | r/min | 2.4 |
| | Max. lifting speed | Main winch | No load | m/min | 130 |
| | | Auxiliary winch | No load | m/min | 130 |

# LTC250V5 LOAD CHART

UNIT: kg

| Working radius (m) | Main boom(m) | | | | |
|---|---|---|---|---|---|
| | Outrigger fully extended to 6.42 m, rear/side operation. With fifth outrigger supported, the machine can fully swing by 360° | | | | |
| | 10.5 | 16.3 | 22 | 27.7 | 33.4 |
| 3 | 25,000 | | | | |
| 3.5 | 25,000 | 14,500 | | | |
| 4 | 24,500 | 14,500 | 14,500 | | |
| 4.5 | 23,000 | 14,500 | 14,500 | | |
| 5 | 22,200 | 14,500 | 14,500 | 10,000 | |
| 5.5 | 20,000 | 14,500 | 14,500 | 10,000 | |
| 6 | 18,000 | 14,500 | 14,500 | 10,000 | |
| 6.5 | 16,500 | 14,500 | 14,500 | 9,900 | 8,000 |
| 7 | 15,200 | 14,500 | 14,500 | 9,300 | 7,700 |
| 8 | 12,800 | 13,000 | 12,400 | 8,300 | 7,200 |
| 9 | | 11,600 | 11,300 | 7,500 | 6,500 |
| 10 | | 9,700 | 10,100 | 6,800 | 5,900 |
| 11 | | 8,200 | 8,600 | 6,200 | 5,500 |
| 12 | | 7,100 | 7,500 | 5,700 | 5,000 |
| 13 | | 6,100 | 6,600 | 5,300 | 4,600 |
| 14 | | 5,400 | 5,800 | 4,900 | 4,300 |
| 15 | | | 5,100 | 4,500 | 4,000 |
| 16 | | | 4,600 | 4,200 | 3,700 |
| 18 | | | 3,700 | 3,700 | 3,300 |
| 20 | | | | 3,200 | 2,900 |
| 22 | | | | 2,700 | 2,800 |
| 24 | | | | 2,200 | 2,300 |
| 26 | | | | 1,800 | 2,000 |
| 28 | | | | | 1,600 |
| 30 | | | | | 1,400 |
| I | 0 | 0 | 0 | 0 | 0 |
| II | 0 | 25% | 50% | 75% | 100% |
| Rate | 8 | 5 | 5 | 4 | 3 |

UNIT: kg

| Working radius (m) | Main boom(m) | | | | |
|---|---|---|---|---|---|
| | Outrigger fully extended to 6.42 m, rear/side operation. With fifth outrigger supported, the machine can fully swing by 360° | | | | |
| | 12.4 | 18.2 | 23.9 | 29.6 | 35.3 |
| 3 | 25,000 | | | | |
| 3.5 | 25,000 | | | | |
| 4 | 24,500 | 14,500 | | | |
| 4.5 | 23,000 | 14,500 | 14,500 | | |
| 5 | 22,200 | 14,500 | 14,500 | | |
| 5.5 | 20,000 | 14,500 | 14,500 | 10,000 | |
| 6 | 18,000 | 14,500 | 14,500 | 10,000 | |
| 6.5 | 16,500 | 14,500 | 14,500 | 10,000 | 7,300 |
| 7 | 15,000 | 14,500 | 14,300 | 9,700 | 7,700 |
| 8 | 12,700 | 13,300 | 13,000 | 8,700 | 7,200 |
| 9 | 10,400 | 11,500 | 11,800 | 7,900 | 6,700 |
| 10 | 8,600 | 9,500 | 9,900 | 7,200 | 6,100 |
| 11 | | 8,100 | 8,400 | 6,600 | 5,600 |
| 12 | | 6,900 | 7,300 | 6,100 | 5,200 |
| 13 | | 6,000 | 6,400 | 5,600 | 4,800 |
| 14 | | 5,200 | 5,600 | 5,200 | 4,500 |
| 15 | | 4,600 | 4,900 | 4,900 | 4,100 |
| 16 | | 4,000 | 4,400 | 4,500 | 3,900 |
| 18 | | | 3,500 | 3,700 | 3,400 |
| 20 | | | 2,800 | 3,100 | 3,100 |
| 22 | | | 2,300 | 2,500 | 2,700 |
| 24 | | | | 2,000 | 2,200 |
| 26 | | | | 1,700 | 1,800 |
| 28 | | | | | 1,500 |
| 30 | | | | | 1,200 |
| I | 25% | 25% | 25% | 25% | 25% |
| II | 0 | 25% | 50% | 75% | 100% |
| Rate | 8 | 5 | 5 | 3 | 3 |



# LTC250V5 LOAD CHART

UNIT: kg

| Working radius (m) | Main boom(m) | | | | |
|---|---|---|---|---|---|
| | Outrigger fully extended to 6.42 m, rear/side operation. With fifth outrigger supported, the machine can fully swing by 360° | | | | |
| | 14.4 | 20.1 | 25.8 | 31.5 | 37.2 |
| 3 | 25,000 | | | | |
| 3.5 | 24,500 | | | | |
| 4 | 23,000 | 14,200 | | | |
| 4.5 | 22,300 | 14,200 | 13,600 | | |
| 5 | 20,600 | 14,200 | 13,600 | | |
| 5.5 | 19,500 | 14,200 | 13,600 | | |
| 6 | 18,000 | 14,200 | 13,600 | 10,000 | |
| 6.5 | 16,300 | 14,200 | 13,600 | 10,000 | |
| 7 | 14,800 | 14,200 | 13,600 | 10,000 | |
| 8 | 12,500 | 13,200 | 13,000 | 9,000 | 7,200 |
| 9 | 10,350 | 11,200 | 11,700 | 8,200 | 6,800 |
| 10 | 8,500 | 9,300 | 9,700 | 7,500 | 6,300 |
| 11 | 7,050 | 7,800 | 8,300 | 6,900 | 5,800 |
| 12 | 5,950 | 6,700 | 7,100 | 6,400 | 5,300 |
| 13 | | 5,800 | 6,200 | 5,900 | 5,000 |
| 14 | | 5,000 | 5,450 | 5,500 | 4,700 |
| 15 | | 4,400 | 4,800 | 5,000 | 4,300 |
| 16 | | 3,900 | 4,300 | 4,500 | 4,100 |
| 18 | | 3,000 | 3,400 | 3,600 | 3,600 |
| 20 | | | 2,700 | 2,900 | 3,100 |
| 22 | | | 2,150 | 2,400 | 2,500 |
| 24 | | | | 1,950 | 2,100 |
| 26 | | | | 1,550 | 1,750 |
| 28 | | | | 1,250 | 1,400 |
| 30 | | | | | 1,150 |
| I | 50% | 50% | 50% | 50% | 50% |
| II | 0 | 25% | 50% | 75% | 100% |
| Rate | 8 | 5 | 4 | 3 | 3 |

UNIT: kg

| Working radius (m) | Main boom(m) | | | | |
|---|---|---|---|---|---|
| | Outrigger fully extended to 6.42 m, rear/side operation. With fifth outrigger supported, the machine can fully swing by 360° | | | | |
| | 16.3 | 22 | 27.7 | 33.4 | 39.1 |
| 3 | 23,000 | | | | |
| 3.5 | 21,800 | | | | |
| 4 | 20,000 | 14,200 | | | |
| 4.5 | 19,500 | 14,200 | | | |
| 5 | 18,500 | 14,200 | 13,600 | | |
| 5.5 | 18,000 | 14,200 | 13,600 | | |
| 6 | 17,300 | 14,200 | 13,600 | | |
| 6.5 | 16,300 | 14,200 | 13,500 | 10,000 | |
| 7 | 14,800 | 14,000 | 12,700 | 10,000 | |
| 8 | 12,500 | 13,000 | 11,500 | 9,200 | 7,000 |
| 9 | 10,200 | 11,000 | 10,300 | 8,400 | 6,800 |
| 10 | 8,400 | 9,100 | 9,400 | 7,700 | 6,400 |
| 11 | 6,900 | 7,700 | 8,100 | 7,100 | 5,900 |
| 12 | 5,850 | 6,600 | 7,000 | 6,600 | 5,500 |
| 13 | 4,950 | 5,700 | 6,100 | 6,200 | 5,100 |
| 14 | 4,200 | 4,900 | 5,300 | 5,600 | 4,800 |
| 15 | | 4,300 | 4,700 | 4,950 | 4,500 |
| 16 | | 3,750 | 4,100 | 4,400 | 4,200 |
| 18 | | 2,900 | 3,250 | 3,500 | 3,700 |
| 20 | | 2,200 | 2,600 | 2,850 | 3,000 |
| 22 | | | 2,050 | 2,300 | 2,450 |
| 24 | | | 1,600 | 1,850 | 2,000 |
| 26 | | | 1,200 | 1,450 | 1,600 |
| 28 | | | | 1,150 | 1,300 |
| 30 | | | | 850 | 1,050 |
| I | 75% | 75% | 75% | 75% | 75% |
| II | 0 | 25% | 50% | 75% | 100% |
| Rate | 8 | 5 | 4 | 3 | 3 |

# LTC250V5 LOAD CHART

| UNIT: kg | | | | | |
|---|---|---|---|---|---|
| Working radius (m) | Main boom(m) | | | | |
| | Outrigger fully extended to 6.42 m, rear/side operation. With fifth outrigger supported, the machine can fully swing by 360° | | | | |
| | 18.2 | 23.9 | 29.6 | 35.3 | 41 |
| 3 | 14,500 | | | | |
| 3.5 | 14,500 | | | | |
| 4 | 14,500 | 14,000 | | | |
| 4.5 | 14,500 | 14,000 | | | |
| 5 | 14,500 | 14,000 | | | |
| 5.5 | 14,500 | 14,000 | 13,600 | | |
| 6 | 14,500 | 14,000 | 13,600 | | |
| 6.5 | 14,500 | 14,000 | 12,800 | | |
| 7 | 14,500 | 13,500 | 12,200 | 9,700 | |
| 8 | 12,300 | 12,200 | 10,900 | 9,300 | |
| 9 | 10,150 | 10,900 | 9,900 | 8,600 | 6,600 |
| 10 | 8,300 | 9,000 | 8,900 | 7,900 | 6,300 |
| 11 | 6,900 | 7,600 | 8,050 | 7,200 | 6,000 |
| 12 | 5,800 | 6,500 | 6,900 | 6,700 | 5,600 |
| 13 | 4,900 | 5,550 | 6,000 | 6,200 | 5,200 |
| 14 | 4,150 | 4,800 | 5,200 | 5,500 | 4,900 |
| 15 | 3,500 | 4,200 | 4,600 | 4,850 | 4,600 |
| 16 | 3,000 | 3,650 | 4,000 | 4,300 | 4,300 |
| 18 | | 2,800 | 3,150 | 3,400 | 3,600 |
| 20 | | 2,100 | 2,500 | 2,700 | 2,900 |
| 22 | | 1,500 | 1,900 | 2,200 | 2,350 |
| 24 | | | 1,500 | 1,700 | 1,900 |
| 26 | | | 1,100 | 1,350 | 1,550 |
| 28 | | | | 1,050 | 1,200 |
| 30 | | | | 750 | 950 |
| I | 100% | 100% | 100% | 100% | 100% |
| II | 0 | 25% | 50% | 75% | 100% |
| Rate | 6 | 5 | 4 | 3 | 3 |

| UNIT: kg | | | |
|---|---|---|---|
| Outrigger fully extended; without the fifth outrigger , rear/side operation; With fifth outrigger supported, the machine can fully swing by 360° | | | |
| Main boom41+ JIB8 (m) | | | |
| Installation angle | 0° | 15° | 30° |
| Main boom angle of gradient | Lifting Capacity | | |
| 80° | 2,800 | 2,400 | 1,700 |
| 76° | 2,700 | 2,200 | 1,600 |
| 73° | 2,600 | 2,000 | 1,500 |
| 70° | 2,300 | 1,900 | 1,400 |
| 65° | 1,900 | 1,700 | 1,300 |
| 60° | 1,500 | 1,400 | 1,200 |
| 55° | 1,100 | 1,000 | 900 |
| 50° | 750 | 700 | 700 |

| UNIT: kg | | | |
|---|---|---|---|
| Outrigger half extended to 4.5 m , without fifth outrigger, rear/side operation; With fifth outrigger suppoted, the machine can fully swing by 360° | | | |
| Main boom41+ JIB8 (m) | | | |
| Installation angle | 0° | 15° | 30° |
| Main boom angle of gradient | Lifting Capacity | | |
| 80° | 2,800 | 2,400 | 1,700 |
| 76° | 2,700 | 2,200 | 1,600 |
| 73° | 2,300 | 2,000 | 1,500 |
| 70° | 1,700 | 1,600 | 1,400 |
| 65° | 1,000 | 900 | 900 |
| 60° | 500 | 500 | 500 |
| 55° | | | |
| 50° | | | |



# LTC250V5 LIFTING LOAD CHART

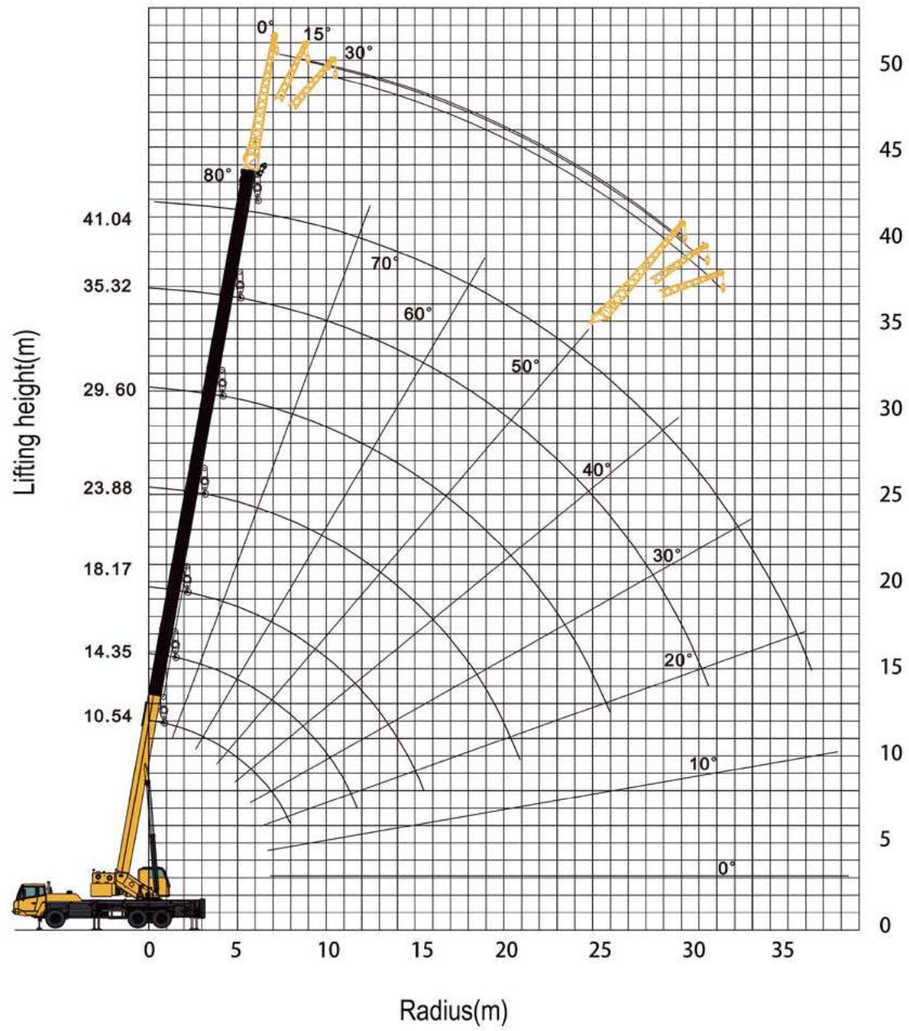


Note:
1. The lifting capacity specified in the list refers to the rated lifting capacity of the crane on solid plane, with all horizontal and vertical legs stretched and the complete crane at leveling state.
2. The lifting capacity in the table refers to the weight and lifting hooks and sling. The weight of main lifting hook is 260kg and the weight of secondary lifting hook is 55 kg.
3. The amplitude specified in the table refers to the actual amplitude after the boom elastic deformation when lifting the rated weight. It shall fully consider the boom deformation before lifting.
4. The boom elevation angle in boom lifting performance parameter list is of reference value; it shall refer to the working amplitude during working.
5. The working is only permitted under the force conditions of less than level 7.
6. The fifth leg must be properly mounted before 360° full circle rotation; otherwise, the working in front will not be permitted.
7. The lifting performance when using the boom end pulley is same as that of boom, but the maximum lifting capacity must not exceed 3,000 kg.
8. When the lifting jib length and working amplitude is different from that in the table, the lifting weight corresponding to long lifting jib length and large working amplitude shall be separately selected for operation.
9. When using the boom to lift with the jib in working state, the boom rated lifting capacity shall reduce at least 900 kg.
10. In case of full extension of lifting jib, the angle of elevation of lifting jib must not be equal to 0° even under no load condition so as to avoid turnover of complete vehicle.
11. In the lifting performance table, “I” and “II” respectively mean the extend-retract ratio of the telescopic cylinders in the boom.

LIUGONG

TOUGH WORLD. TOUGH EQUIPMENT.

**Guangxi LiuGong Machinery Co., Ltd.**
No. 1 Liutai Road, Liuzhou, Guangxi 545007, PR China
T: +86 772 388 6124 E: overseas@liugong.com
www.liugong.com

Like and follow us:

LG-PB-WW-LTC250V5-102023-ENG

The LiuGong series of logos herein, including but not limited to word marks, device marks, letter of alphabet marks and combination marks, as the registered trademarks of Guangxi LiuGong Group Co., Ltd. are used by Guangxi LiuGong Machinery Co., Ltd. with legal permission, and shall not be used without permission. Specifications and designs are subject to change without notice. Illustrations and pictures may include optional equipment and may not include all standard equipment. Equipment and options varies by regional availability.